



www.coilwindingmachines.eu


Tel: +44(0)1684 273164 Fax: +44(0)1684 273171 Email: enquiry@ingridwest.co.uk by Ingrid West Machinery Ltd

Unit 5L, Delta Drive, Tewkesbury, Glos. GL20 8HB. United Kingdom.

WH 900 Toroid winding machine.

Specification

Program	TWC-01 digital controller holds up to 999 program sequences
Control	DC 400 W spindle motor with stepping motor for spreading
Features	Choice of Belt or Slider type winding heads both available in 4 or 6 inch versions
Package	Includes base, core rotator, winding head and your first shuttle
Wire size	0.05 – 1.1 mm (depending on machine head type and shuttle size)
O D Range	8 – 60 mm
Min finished I D	3 mm (depends on shuttle size & core height)
Min wire size	depends on shuttle size and head type
Max speed	1500 rpm (depending on winding head)
Power	AC 230 /110 V ± 10%, 50 - 60hz
Dims	600 x 620 x 640 mm
Net weight	70 kg
CE cert. no.	AE9955093 01



We aim to be much more than a machinery supplier. Our team has a vast range of winding experience and is able to offer help and advice on all aspects of coil winding, from tooling design to machine choice and set-up.

~ Coil winding solutions you can rely on ~







Working with local partners in the following countries;

Austria, Czech Republic, Germany, Hungary, Poland, Portugal, Romania, Slovakia, Slovenia, Spain, Sweden.



Unit 5L, Delta Drive, Tewkesbury, Glos. GL20 8HB. United Kingdom.

HEAD TYPE	B4 BELT TYPE	B6 BELT TYPE	S4 SLIDER TYPE	S6 SLIDER TYPE
PICTURE				
COIL O.D.	5~60mm	8~60mm	8~60mm	8~60mm
MIN.FIN. I.D.	3mm	6mm	7mm	7mm
MAX. HEIGHT	25mm	45mm	25mm	45mm
WIRE SIZE	0.12~0.8mm	0.25~0.9mm	0.04~0.35mm	0.05~0.4mm
SHUTTLE DIA.	100mm	150mm	100mm	150mm
SHUTTLE TYPE	2.4, 2.5, 2.8, 3.4 4.7, 6.3, 7.9, 9.5	4.7, 6.3, 7.9 9.5, 12.7, 15.6	4.7, 6.3, 7.9, 9.5	4.7, 6.3, 7.9 9.5, 12.7, 15.6
Min. Finished I.D. Will be different by shuttle size and coil height.				

SHUTTLE WIRE CAPACITY CHART (IN FEET)

1 FOOT = 304.8 mm

SHUTTLE WIDTH		FOR B4 & S4 TYPE								FOR B6 & S6 TYPE					
		2.4	2.5	2.8	3.4	4.7	6.3	7.9	9.5	4.7	6.3	7.9	9.5	12.7	15.6
0.912MM	AWG NO.19							13	23			19	35	58	
0.813MM	AWG NO.20				3	5	12	16	28	8	18	24	43	72	
0.724MM	AWG NO.21				4	7	14	20	35	11	22	30	53	89	
0.643MM	AWG NO.22				5	8	18	25	43	12	27	38	65	111	
0.574MM	AWG NO.23			4	6	10	22	30	54	15	33	46	81	138	207
0.511MM	AWG NO.24		4	5	8	13	27	38	67	20	41	57	101	170	255
0.455MM	AWG NO.25	4	5	7	10	16	34	48	84	24	51	71	125	211	316
0.404MM	AWG NO.26	5	6	8	12	20	42	59	104	30	63	87	153	216	324
0.361MM	AWG NO.27	6	7	10	15	24	52	73	128	36	78	108	191	324	486
0.320MM	AWG NO.28	7	9	12	18	30	65	90	159	45	98	134	236	400	600
0.287MM	AWG NO.29	10	11	15	23	38	80	113	198	56	120	167	293	496	744
0.254MM	AWG NO.30	12	14	19	28	47	100	140	245	69	150	206	363	613	919
0.226MM	AWG NO.31	14	18	24	35	58	123	173	304	86	186	255	450	759	1140
0.203MM	AWG NO.32	23	22	29	44	72	153	215	377	107	230	318	558	940	1410
0.180MM	AWG NO.33	28	27	36	54	89	190	267	468	132	284	393	690	1163	1745
0.160MM	AWG NO.34	35	33	45	67	110	235	330	579	165	354	487	854	1440	2160
0.142MM	AWG NO.35		41	56	83	136	292	410	719	204	438	602	1057	1782	2673
0.127MM	AWG NO.36					169	362	508	891	252	542	746	1309	2205	3300
0.114MM	AWG NO.37					209	449	630	1105	312	671	923	1620	2730	4000
0.102MM	AWG NO.38					260	556	781	1370	387	830	1142	2005		
0.089MM	AWG NO.39					322	690	969	1700	479	1027				
0.079MM	AWG NO.40					399	855	1200	2108	592	1272				
0.064MM	AWG NO.41					495	1060	1490	2614						
0.056MM	AWG NO.42					615	1315	1847	3240						
0.051MM	AWG NO.43					763	1631	2290	4020						
0.046MM	AWG NO.44					946	2022								
COLOUR INDICATION		WHITE : FOR B4 TYPE YELLOW : FOR B4 & S4 TYPE GREEN: FOR S4 TYPE								WHITE : FOR B6 TYPE YELLOW : FOR B6 & S6 TYPE GREEN: FOR S6 TYPE					